

iPad 17:17 16%  
Notes [trash] [mail] [info] [bookmarks] [settings] [+]  
Type out your message or tap a word from the prediction bar to enter it into the message window |

[speaker] wind [speaker] windows  
[speaker] window [speaker] windowed

[message icon] [pencil icon] [ALW]

Q W E R T Y U I O P [delete]  
A S D F G H J K L [return]  
[arrow up] Z X C V B N M ! , ? [arrow up]  
123 [globe] [microphone] [text field] 123 [keyboard icon]

iPad 17:17 16%  
Notes [trash] [mail] [info] [bookmarks] [settings] [+]  
Type out your message or tap a word from the prediction bar to enter it into the message window |

[speaker] wind [speaker] windows  
[speaker] window [speaker] windowed

[message icon] [pencil icon] [ALW]

Q W E R T Y U I O P [delete]  
A S D F G H J K L [return]  
[arrow up] Z X C V B N M ! , ? [arrow up]  
123 [globe] [microphone] [text field] 123 [keyboard icon]

Use the speak button next to the word predictions to hear them spoken out loud.

loudly  
louder  
loud



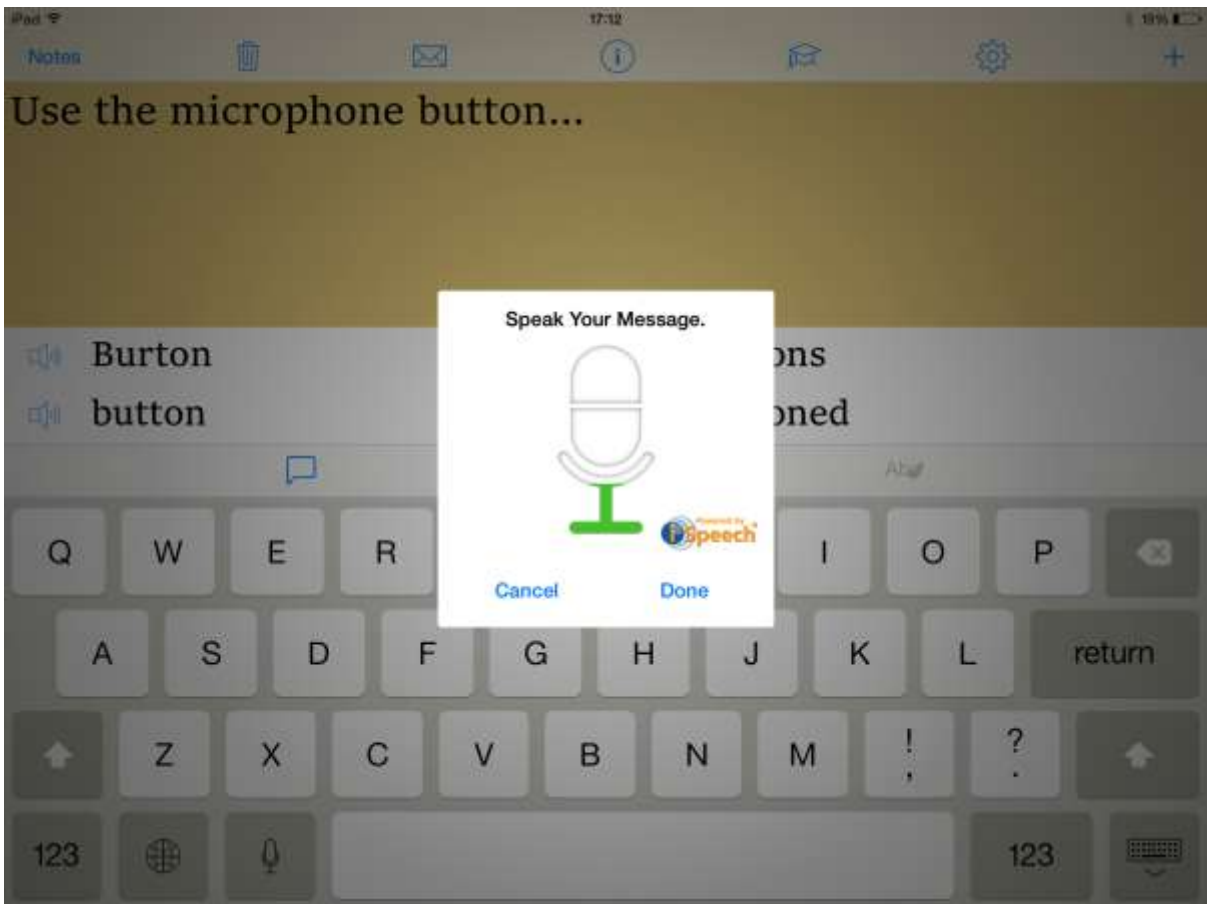
The screenshot shows an iPad keyboard with word predictions. Above the 'Y' key, the words 'loudly' and 'louder' are displayed. To the left, the word 'loud' is also visible. A red circle highlights the speaker icon next to the word 'loud'. The status bar at the top shows the time as 17:08 and 20% battery.

Use the microphone button...

Burton  
button  
buttons  
buttoned



The screenshot shows an iPad keyboard with word predictions. Above the 'Y' key, the words 'Burton', 'button', 'buttons', and 'buttoned' are displayed. A red circle highlights the microphone icon above the 'Y' key. The status bar at the top shows the time as 17:12 and 19% battery.



Use the microphone button...To speak the words you want to type. This speech recognition tool will let you dictate a message.

speech

speechless

speeches

speech's



Notes 17:15 18%  
The splel chek will only appear hilihgted once you have made a misteak |

hailing

holing

haling

hilt



Notes 17:16 17%  
The spell check will only appear highlighted once you have made a mistake |

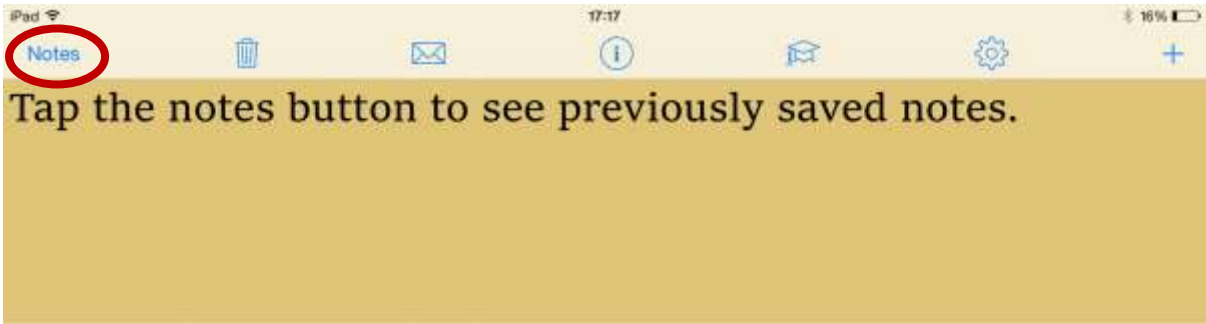
highlighter

highlights

highlighted

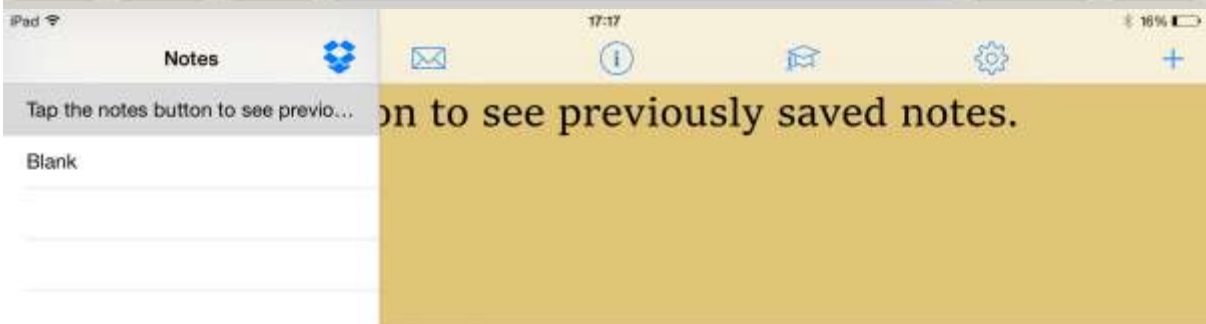
highlighter





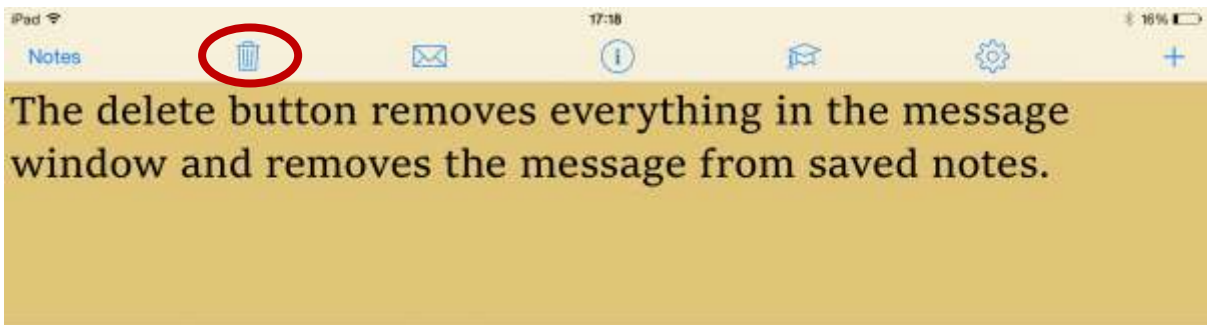
Notes  
noted

Motes  
noter



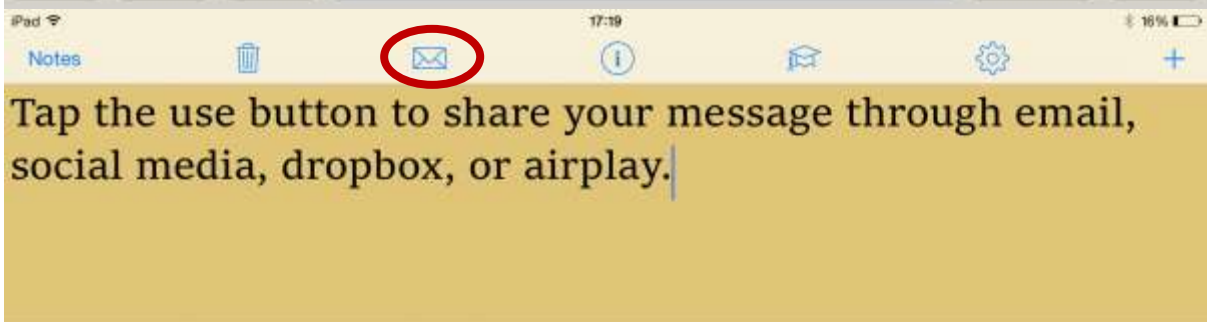
Motes  
noter





Notes  
noted

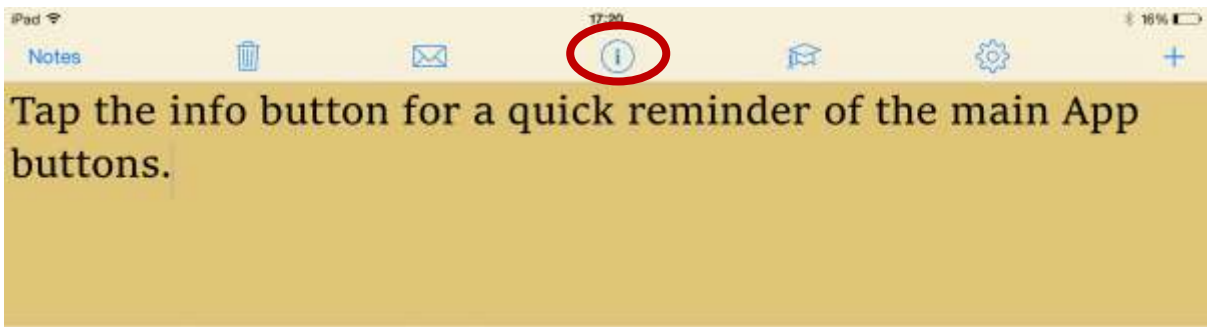
Motes  
noter



airplays  
airplay

airplanes  
airplane's



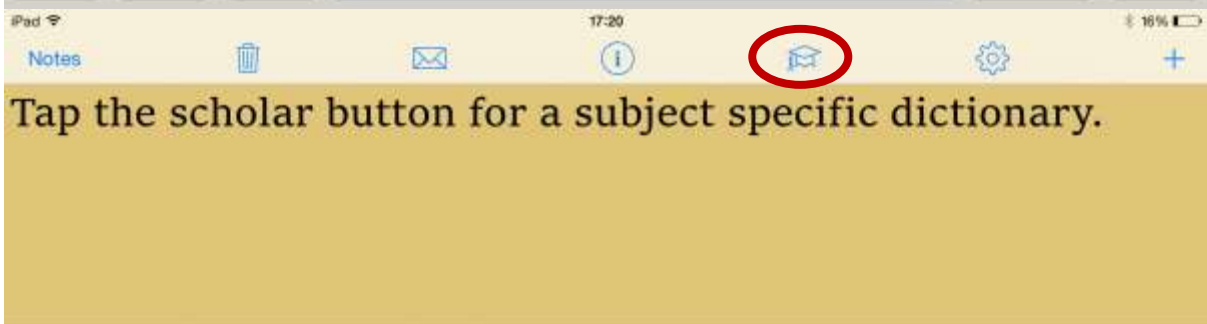


burtons

buttony

buttons

muttons



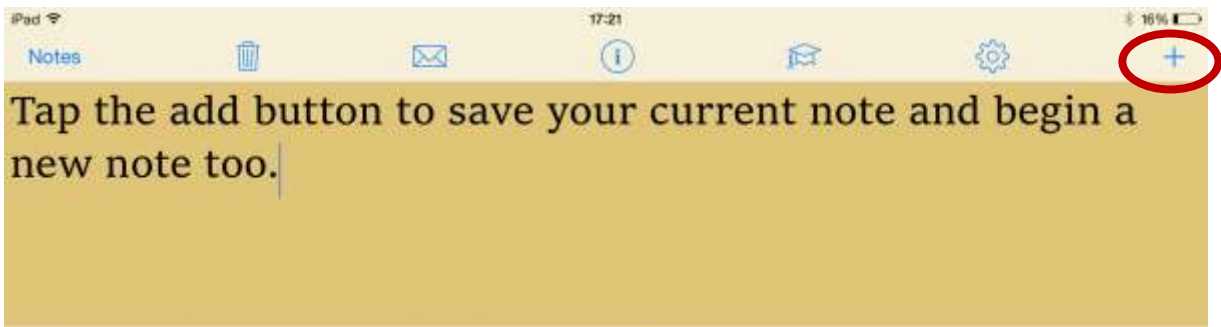
Dictionary

dictionary's

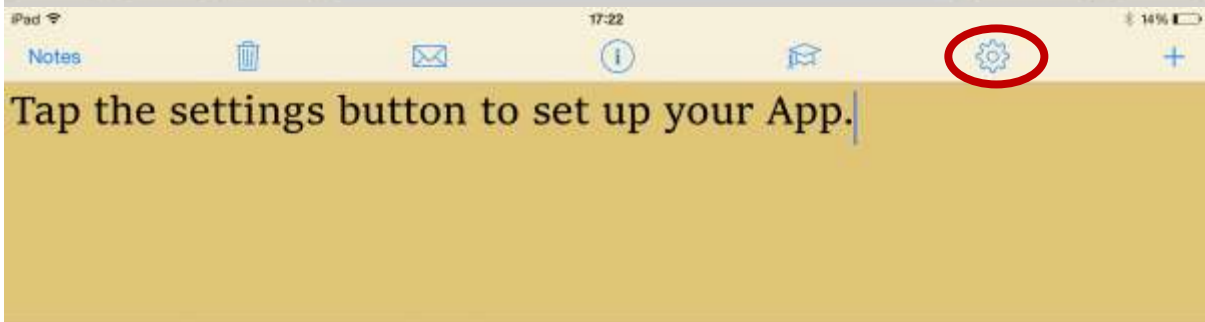
dictionary's

dictional





too tools  
took tool




application apparent  
approach approval





If you have dropbox set up on your app then you can turn on dropbox sync. This will automatically save all your notes to dropbox so that they can be accessed remotely.

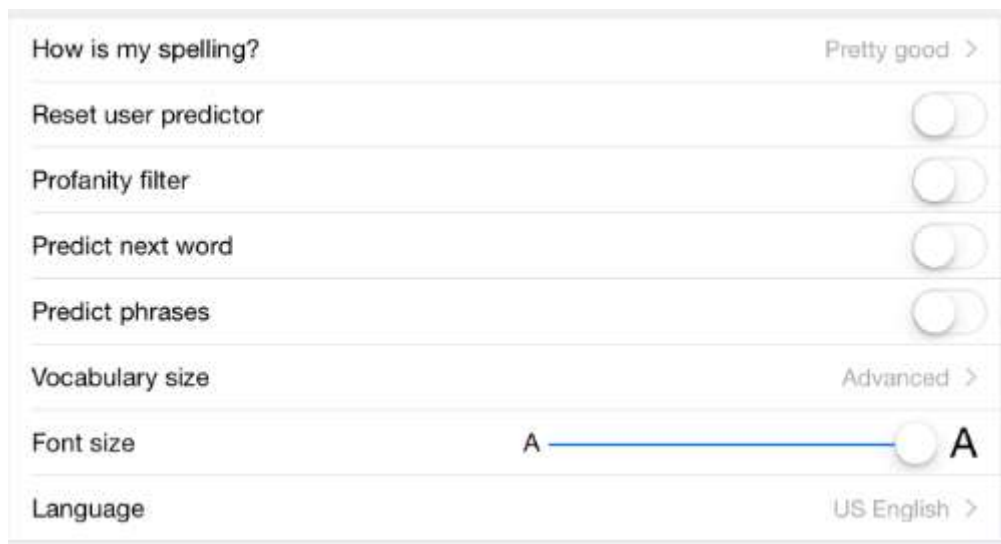


In the Writing settings you can set up the word prediction bar to meet your exact requirements. You can change the level of spelling help you get, turn the profanity filter on or off, choose whether a the app predicts your next word before you've started typing.

Turn Predict phrases to on if you want the app to show predictions for a group of words at a time (type "Ho..." for example and it will predict "How are you?" at once).

Change vocabulary size depending on the range of words you use. Smaller vocabulary sizes focus the app to look for more common words, the large vocabulary size allows the app to look for more obscure words.

Change the size of the font as it appears in word prediction and the message window with the font size slider, and set a different dictionary language through Language settings.



Change the pace at which the app's voice reads words using the Reading speed slider.



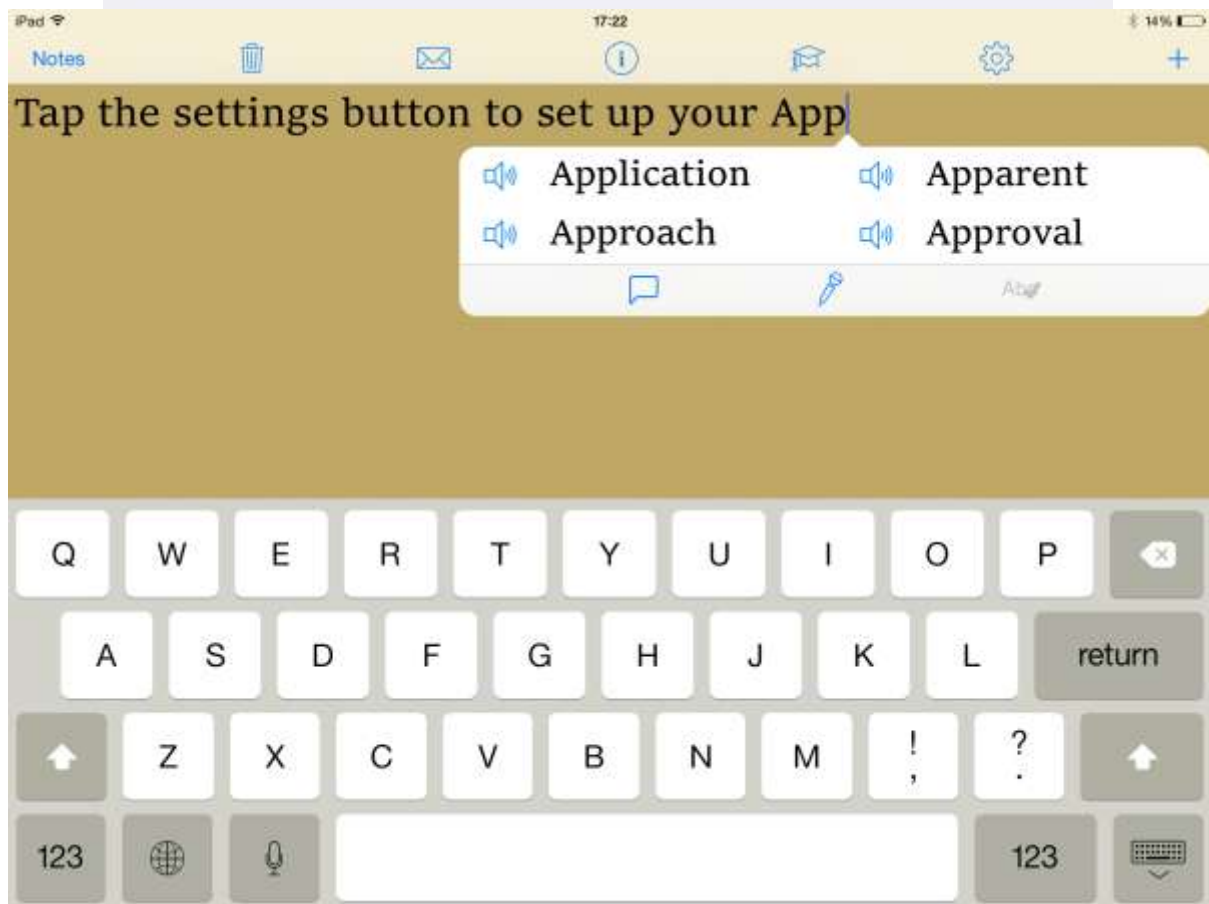
In Display, press the Theme button to choose from a list of app themes. This will change the colour of the message window as well as the font type.

Wheat	Typ-O	✓
Sage	Typ-O	
Cotton	Typ-O	
Coal	Typ-O	

If you'd rather have word predictions appear next to the word you're typing, then you can change this in Display → Show Predicted Words.

Where I write

Above the keyboard ✓



If you have bought Typ-O rather than Typ-O HD you will need to buy voice credits to use the speaking features of the app. These can be purchased in Settings → Store. If you have already made a purchase on a separate device, tap restore and your voice credits will be transferred to your Typ-O app on your new device.

